

GUÍA PRÁCTICA DE
HYPERWALLET


TOTAL LIFE CHANGES®

Product Influencer

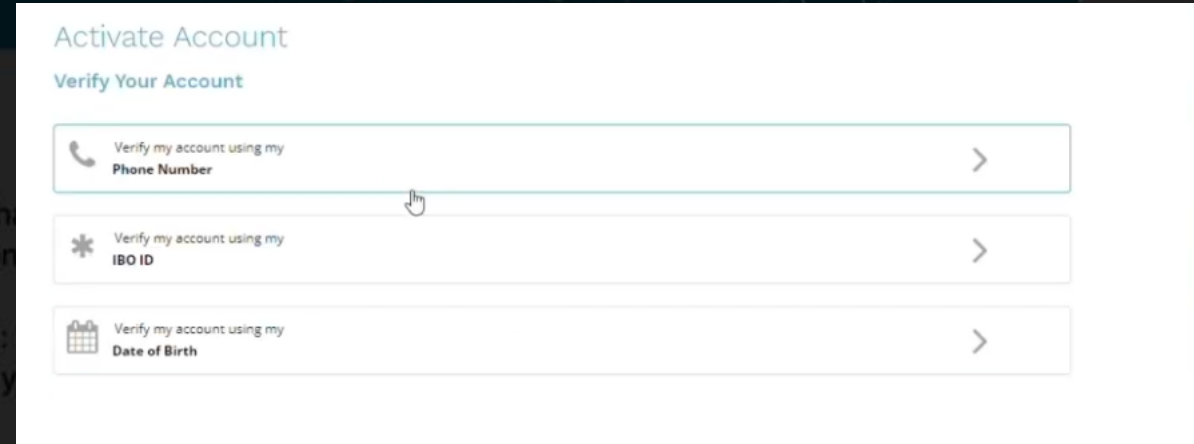
CONFIGURACIÓN DE HYPERWALLET

1. Recibirá un correo electrónico de notifications@hyperwallet.com para activar su cuenta de TLC Pay.

2. Seleccione activar



3. Verifique su Identidad



Dear Sandy,

A new account has been registered for you by your organization on TLC Pay Portal, a global payment solution.

PLEASE NOTE: THIS EMAIL DOES NOT CONSTITUTE NOTICE OF PAYMENT, but is to advise you that your account has been registered and requires activation.

PLEASE CLICK ON THE BUTTON BELOW to complete activation of your account. In order to activate your account, you will need to know your IBO ID (may also be known as Member ID) which is the number (or name) used by your organization to identify you. If you are unsure of your IBO/Member ID, please contact your organization.

[Activate](#)

Thank You
The TLC Pay Portal Team
<https://tlc.hyperwallet.com>

4. Cree su perfil. Configure sus preguntas de seguridad para referencia futura. Acepte las Políticas y las políticas de privacidad de los Términos y Condiciones de Hyperwallet.

Activate Account

Email and Password:

Email Address: johndoe@yahoo.c

Password: |

Confirm Password:

Security Questions

Question One: Please Select...

Answer One:

Question Two: Please Select...

Answer Two:

Legal Agreements

Hyperwallet: I have read and agree to the Hyperwallet Electronic Signature and Communications Delivery Policy.
 I have read and agree to the Hyperwallet Terms and Conditions and Hyperwallet Privacy Policy.

5. Revise la Declaración sobre Comunicaciones Electrónicas

Available Funds
\$0.00 USD

eCommunications Disclosure

You must consent to this eCommunications Disclosure in order to use these services.

Our products and services are only provided online. Communications related to IRS information, including tax documents, will be delivered electronically. By consenting to this eCommunications Disclosure, you affirm that you understand our eCommunications Disclosure policy and have the means to access this information (i.e., a computer, tablet, or mobile phone with internet access).

Furthermore, you consent to our communicating with you via electronic formats only regarding any agreements, disclosures, notices, and other information and communications regarding your accounts, services, and products, the use of our websites or our other electronic services, your relationship with us, and/or other programs, products, or services that are or may be in the future made available to you (collectively, "communications"). Such communications may include:

- This eCommunications Disclosure and any updates.
- Certain tax information or forms that we are required to provide to you, such as IRS Form 1099-MISC.
- Certain tax information or forms that we ask you to submit electronically, such as IRS Forms W-9, W-8BEN or W-8BEN-E.

By checking this box, I agree to the terms and conditions of Electronic Communications Agreement

6. Revise su información de Identificación Fiscal que será verificada por Hyperwallet. Esto es necesario para comenzar a recibir el pago diario por sus pedidos minoristas de TLC.

Substitute Form W-9

Request for Taxpayer Identification Number and Certification

If you cannot update the information below, please try updating your Profile under Settings or contacting TLC Pay Portal to request modifications. For your security, the IRS will reject repeated attempts to verify the same tax information on the same day. Due to high volumes, the IRS may experience frequent service downtimes.

We now require the verification of your tax information to continue servicing your account. Please ensure your First Name, Last Name and SSN (or TIN) matches IRS records to avoid service disruptions. You may update this information below and try again if your tax information cannot be verified. The electronic signature below will require the First and Last name on the account.

Taxpayer Identification Information

Federal Tax Classification: Individual/Sole proprietor or single-member LLC

First Name:

Last Name:

Taxpayer Identification Number

Verify your TIN in the appropriate box. The TIN provided must match the IRS record to avoid backup withholding. For individuals, this is generally your social security number (SSN). However, for a resident alien your ITIN.

SSN or ITIN:

Exemption Codes

Exempt payee code:

7. ¡Configure su método de pago!


Request Your Card

Request a prepaid card today. It's the preferred way to get paid:

- Simple and easy to use
- Instant access to your funds
- Supports : [Google Pay](#) | [Samsung Pay](#)
- Accepted by over 30 million merchants worldwide







[G Pay](#) | [SAMSUNG pay](#)

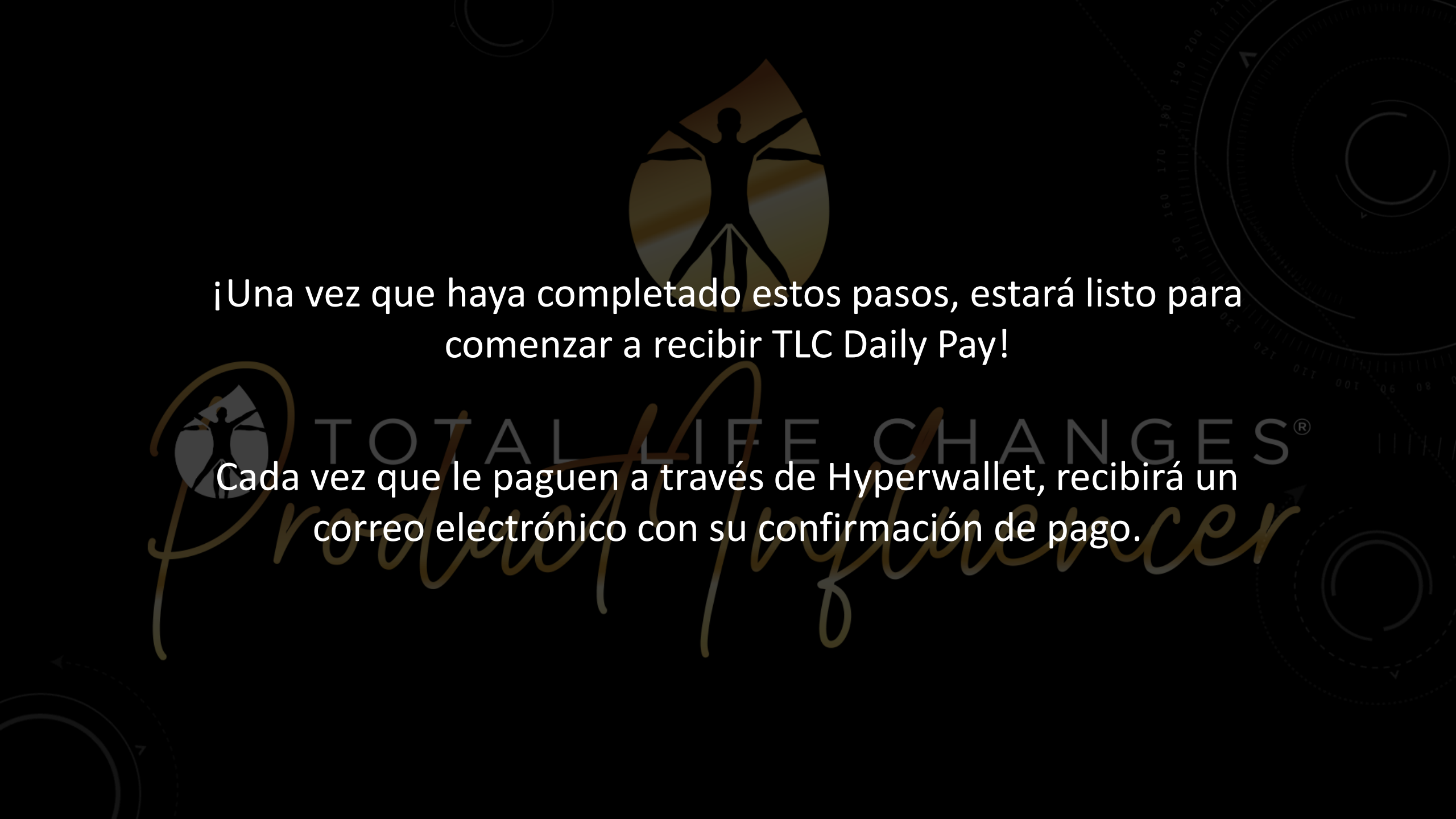
[Continue](#)



8. Seleccione su método de pago

Select Transfer Method

 PayPal Shop at millions of global retailers, send and receive money, and more.	 Venmo Make money fun while you track, spend and share your way.		
 Bank Account	 Prepaid Card	 Paper Check	 MoneyGram



¡Una vez que haya completado estos pasos, estará listo para comenzar a recibir TLC Daily Pay!

TOTAL LIFE CHANGES®
Cada vez que le paguen a través de Hyperwallet, recibirá un correo electrónico con su confirmación de pago.

Product Influencer